

TOASTMASTERS
INTERNATIONAL



CLUB LEADERSHIP HANDBOOK

A Guide to Effective
Club Leadership



**WHERE LEADERS
ARE MADE**



CLUB LEADERSHIP HANDBOOK

A Guide to Effective
Club Leadership

© 2019 Toastmasters International. All rights reserved. Toastmasters International, the Toastmasters International logo and all other Toastmasters International trademarks and copyrights are the sole property of Toastmasters International and may be used only with permission.

Item 1310 Rev. 3/2019



**WHERE LEADERS
ARE MADE**

www.toastmasters.org

Toastmasters International Mission

We empower individuals to become more effective communicators and leaders.

District Mission

We build new clubs and support all clubs in achieving excellence.

Club Mission

We provide a supportive and positive learning experience in which members are empowered to develop communication and leadership skills, resulting in greater self-confidence and personal growth.

Toastmasters International Values

- ▶ Integrity
- ▶ Respect
- ▶ Service
- ▶ Excellence

Toastmasters International Brand Promise

Empowering individuals through personal and professional development.

This is the promise Toastmasters International makes to club members. Once we have reached this goal consistently, through all clubs across the globe, we will have achieved club excellence.

A Toastmaster's Promise

As a member of Toastmasters International and my club, I promise

- ▶ To attend club meetings regularly
 - ▶ To prepare all of my projects to the best of my ability, basing them on the Toastmasters education program
 - ▶ To prepare for and fulfill meeting assignments
 - ▶ To provide fellow members with helpful, constructive evaluations
 - ▶ To help the club maintain the positive, friendly environment necessary for all members to learn and grow
 - ▶ To serve my club as an officer when called upon to do so
 - ▶ To treat my fellow club members and our guests with respect and courtesy
 - ▶ To bring guests to club meetings so they can see the benefits Toastmasters membership offers
 - ▶ To adhere to the guidelines and rules for all Toastmasters education and recognition programs
 - ▶ To act within Toastmasters' core values of integrity, respect, service and excellence during the conduct of all Toastmasters activities
-

CONTENTS

INTRODUCTION	7
Club-level Leadership Roles	7
GOVERNANCE	11
Governing Documents	11
Club Constitution for Clubs of Toastmasters International	
Club Executive Committee	11
Club Executive Committee Meetings	
THE CLUB WITHIN DISTRICT STRUCTURE	14
Club	14
Club Meetings	
Area	14
Area Visits to the Club	
Area Council	
Area Council Meetings	
Division	16
Division Council Meetings	
District	16
District Executive Committee	
District Council	
District Council Meetings	
CLUB TIMELINE	18
CLUB LEADERSHIP ROLES	22
President	22
President Responsibilities	
Preside over Meetings	
Earn Distinguished Club Recognition	
Lead and Guide	
Base Camp Manager	
Summary of Responsibilities	
Before Club Meetings	
Upon Arrival at Club Meetings	
During Club Meetings	
Outside Club Meetings	
Common Scenarios Presidents Face	
Vice President Education	25
Vice President Education Responsibilities	
Coordinate Club Schedule	
Assist with Education Awards	
Base Camp Manager	
Plan Speech Contests	
Manage Mentor Program	

Summary of Responsibilities	
Before Club Meetings	
Upon Arrival at Club Meetings	
During Club Meetings	
Common Scenarios Vice Presidents Education Face	
Vice President Membership	28
Vice President Membership Responsibilities	
Recruit New Members	
Conduct Membership-building Programs	
Assist Guests	
Process Membership Applications	
Summary of Responsibilities	
Before Club Meetings	
Upon Arrival at Club Meetings	
After Club Meetings	
Common Scenarios Vice Presidents Membership Face	
Vice President Public Relations	30
Vice President Public Relations Responsibilities	
Publicize the Club	
LinkedIn	
Facebook	
Twitter	
YouTube	
Meetup	
Keep Club Website Current	
Safeguard the Toastmasters Brand, Trademarks and Copyrights	
Summary of Responsibilities	
Before Club Meetings	
During Club Meetings	
Common Scenarios Vice Presidents Public Relations Face	
Secretary	34
Secretary Responsibilities	
Take Notes	
Maintain Files	
Report New Officers	
Base Camp Manager	
Summary of Responsibilities	
Before Club Meetings	
Upon Arrival at Club Meetings	
During Club, Business and Executive Committee Meetings	
Common Scenarios Secretaries Face	
Treasurer	37
Treasurer Responsibilities	
Oversee Accounts	
Collect Membership Dues Payments	
Pay Bills	
Summary of Responsibilities	
Before Club Meetings	
During Club Meetings	
Outside Club Meetings	
Common Scenarios Treasurers Face	

Sergeant at Arms	40
Sergeant at Arms Responsibilities	
Tend to Club Property	
Coordinate Club Meetings	
Summary of Responsibilities	
Before Club Meetings	
Upon Arrival at Club Meetings	
During Club Meetings	
After Club Meetings	
Common Scenarios Sergeants at Arms Face	
THE DISTINGUISHED CLUB PROGRAM	43
DCP Requirements	43
Definition of Quality Clubs	45
Quality Club Meetings	45
TOASTMASTERS EDUCATION PROGRAM	47
Toastmasters Pathways Learning Experience	47
Level 1: Master the Fundamentals	
Level 2: Learning Your Style	
Level 3: Increasing Knowledge	
Level 4: Building Skills	
Level 5: Demonstrating Expertise	
Traditional Education Program	48
Communication Track	
Communication Track Awards	
Competent Communicator	
Advanced Communicator Bronze	
Advanced Communicator Silver	
Advanced Communicator Gold	
Leadership Track	
Leadership Track Awards	
Competent Leader	
Advanced Leader Bronze	
Advanced Leader Silver	
Distinguished Toastmaster	51
Earning Multiple Education Awards	51
Submitting Education Award Applications	52
Base Camp Manager	
CLUB FINANCE	53
Budget	53
Club Bank Account	53
Manage and Audit Club Funds	53
Instructions for Managing and Auditing Club Funds	
Bank Statements, Invoices and Checks	
Club Income	

Club Expenses	
Assets	
Report	
Liability Insurance	.54

■ **CLUB EVENTS**56

Club Officer Elections	.56
-------------------------------	------------

- Nomination
- The Election Process
- Election Frequency
- Vacancies
- Club Officer Installation
- Club Officer Installation Script

Club Speech Contests	.60
-----------------------------	------------

- The Role of the Vice President Education
- Other Leadership Opportunities
 - Contest Chair
 - Helping to Organize a Speech Contest
- Member Eligibility

■ **INDEX**63

INTRODUCTION

Congratulations! As an elected officer of your Toastmasters club, you have the opportunity to aid in your club's success and gain valuable hands-on leadership experience. Unlike other training programs, where you learn how to be a successful leader by reading books and attending lectures, Toastmasters gives you the opportunity to gain practical leadership experience while helping people learn and grow in their professions and their personal lives.

As a club leader, you play an important role in the mission of Toastmasters International: We empower individuals to become more effective communicators and leaders.








Serving as a club officer is a great responsibility and an exciting opportunity. Your term of office is filled with chances for you to renew your perspective, practice teamwork and develop your capacity to translate values and strategies into productive actions.

The tools and resources in this handbook guide you in creating strategies for success and in fulfilling your duties as a leader. Publications available on the Toastmasters International website are one such tool; to help identify them, they are called out in this handbook. You can also find answers to your leadership questions, whether you're an experienced leader or a novice.

CLUB-LEVEL LEADERSHIP ROLES

In order to lead your team effectively, you must first understand your role within the organization as a club officer. Having a clear understanding of your responsibilities and procedures is essential to the success of the club. Once you know them, you can work cohesively with your team members and fellow club officers.

Each leadership position is represented by an icon specific to that role. Throughout the handbook, identify information especially pertinent to your role by locating your icon in the margins. The club-level leadership positions described in this handbook are the following.

-  **1** President
-  **2** Vice president education
-  **3** Vice president membership
-  **4** Vice president public relations
-  **5** Secretary
-  **6** Treasurer
-  **7** Sergeant at arms

Get Started!

- **Read this handbook.**
It's full of practical advice to point you in the right direction. Pay special attention to your specific role and the Toastmasters calendar, and use the handbook as a reference throughout your term.
- **Meet with the outgoing club officers.**
This gives you the opportunity to learn about projects, problems or situations that still need attention in the coming year. It is also a chance to receive any paperwork, files and club property important to completing your term of office.
- **Hold your first executive committee meeting.**
Though all club officers are likely to know each other, it's a good idea to hold an informal gathering to brainstorm, look ahead and begin creating a **Club Success Plan** (Item 1111).
- **Attend club officer training.**
The district provides club officer training twice per year. It's a great learning opportunity and gives credit toward the Distinguished Club Program.
- **Get connected.**
Stay current on all new developments via *The Leader Letter*, *Toastmaster* magazine and Toastmasters International's social media channels. Ensure your email address is on file with World Headquarters to receive communications on important reminders and events.

Club Central

As a club officer, you have access to **Club Central**, a portal to online tools that help you take care of club business conveniently. Log in to Club Central at www.toastmasters.org/clubcentral using your user name and password. **Club Central** opens with a listing of all clubs in which you serve as an officer. Select the club for which you want to view, update or print information. From **Club Central** you can:

- Submit membership applications (new/dual/reinstated)
- Submit payment for membership dues
- Review club receipts and statements
- Submit education awards
- Update club contact and meeting information and club demographics
- Assign club officers
- View administrative reports, such as lists of past members, club officers and education awards
- Review the club membership roster and update members' contact information
- Review and update the club's Addendum of Standard Club Options
- Review the club's awards and achievements
- Review the club's Distinguished Performance Reports
- Verify member eligibility for speech contests and proxy assignments

As a club officer, you have many opportunities to lead. You may find yourself helping to resolve a conflict between club members, planning a club event or delegating

important tasks to volunteers; depending on your role, you may submit paper-work, club dues or membership reports to World Headquarters in a timely fashion. Whenever leadership opportunities arise, use the following guidelines:

Tips for Leaders

- **Plan ahead.**
Those who fail to plan, plan to fail.
- **Set realistic goals.**
Don't overburden your club members; focus on fulfilling the club mission and achieving the Distinguished Club Program goals, and most everything else falls into place.
- **Communicate early and often.**
Don't let problems linger. Address them in a positive manner to resolve them.
- **Be a leader.**
Your job is to help your club's members and fellow club officers achieve their education goals in Toastmasters.

NEED HELP?

Check out our frequently asked questions available on the Toastmasters International website: www.toastmasters.org/faq. In addition, you may contact World Headquarters for assistance with any questions or concerns: www.toastmasters.org/contactus.

LEADERSHIP EDUCATION PHILOSOPHY

Leaders achieve results for their clubs by giving priority attention to the needs of their members and fellow club officers. Consider yourself a steward of your club's resources—human, financial and physical. Leadership is a lifelong journey that includes a desire to serve others and a commitment to lead. Strive to be trustworthy, self-aware, humble, caring, visionary and empowering.



CLUB CONSTITUTION FOR CLUBS OF TOASTMASTERS INTERNATIONAL

Article VI: Officers, Section 1

The officers of this club shall be a club president, a vice president education, a vice president membership, a vice president public relations, a club secretary, a club treasurer (or a club secretary-treasurer), a sergeant at arms, and the immediate past club president.

Club Officer Resources

Club officer questions	clubofficers@toastmasters.org
Email contacts	www.toastmasters.org/contactus
Toastmasters Club Central	www.toastmasters.org/clubcentral
Governing documents	www.toastmasters.org/govdocs
Toastmasters Online Store	www.toastmasters.org/shop
Marketing resources, such as manuals, fliers and promotional materials	www.toastmasters.org/marketing
Free resources, such as stationery templates, logos and branded images	www.toastmasters.org/logos
District websites	www.toastmasters.org/districtwebsites
<i>Toastmaster</i> magazine	www.toastmasters.org/magazine
Standards of conduct	www.toastmasters.org/ethicsandconduct
<i>The Leader Letter</i>	www.toastmasters.org/leaderletter

GOVERNANCE

Club officers have many opportunities to participate in the governance of Toastmasters International, even outside the club. As a club officer, you have the opportunity to interact with district leaders, participate in area and district council meetings, elect district and international leaders and vote on important governance issues at the Annual Business Meeting.

GOVERNING DOCUMENTS

Each club is governed by the policies of the organization. The *Club Constitution for Clubs of Toastmasters International* is the club's main governing document.

CLUB CONSTITUTION FOR CLUBS OF TOASTMASTERS INTERNATIONAL

A club may amend portions of the Addendum of Standard Club Options as long as they do not conflict with the *Club Constitution for Clubs of Toastmasters International* or *Policy and Protocol*.

Amendments to the Addendum of Standard Club Options may be made with a majority vote by club members. The vote must occur at a duly called and noticed Club business meeting with a quorum of voting members present.

Any changes to the addendum should be documented and kept on file through the Toastmasters International website at www.toastmasters.org/clubcentral. Changes to a club name, location, meeting time and place are also made in **Club Central**. You can also submit the information to World Headquarters by letter or email to clubconstitution@toastmasters.org.

CLUB EXECUTIVE COMMITTEE

The executive committee of a Toastmasters club consists of all eight club officers (president, vice president education, vice president membership, vice president public relations, secretary, treasurer, sergeant at arms and the immediate past president). The club president serves as the executive committee chair. Working as a team, the executive committee must manage all business and administrative affairs of the club. The immediate past club president provides advice and guidance as requested by the club president.



CLUB EXECUTIVE COMMITTEE MEETINGS

The executive committee meets as necessary to discuss club affairs. Some clubs' executive committees meet twice a month, while others meet monthly. How frequently the committee meets is its decision, but it's important for a newly elected committee to meet at the beginning of their term to discuss the budget and complete or update the **Club Success Plan**.

Club members who do not serve on the executive committee are welcome and encouraged to attend meetings. However, guests or non-members are not allowed to attend.

A majority of the club executive committee constitutes a quorum for the transaction of the committee's business. See the *Club Constitution for Clubs of Toastmasters International*, Articles VIII: Committees and V: Quorum and Voting. All decisions made by the executive committee must be approved by the club. If the club doesn't approve of an executive committee decision, it is invalid.

Club Executive Committee Duties

- Create a club budget
- Complete a **Club Success Plan**
- Strategize for success in the Distinguished Club Program
- Create and oversee other club committees as necessary

1

Components of a Club Executive Committee Meeting

- **Agenda**
Include minutes of the last meeting, officers' reports, inactive membership status and a review of membership and education activities, to name a few. If committee members have trouble keeping with the timing on the agenda, use a timer at the meeting.
- **Procedure**
Keep the meeting organized and productive using parliamentary procedures. The club president sets the tone, serving as a role model for keeping order and showing respect for other committee members' opinions.
- **Pace**
Maintain a fast pace and keep the meeting short. Save the inventive problem-solving and creative thinking for the end.
- **Participation**
Require that every committee member reports or otherwise contributes at the meeting.
- **Review**
Review your club's annual goals and progress in the *Distinguished Club Program and Club Success Plan* (Item 1111).
- **Forward Thinking**
Discuss items to be on the agendas of future meetings.
- **Creativity**
Don't get stuck in the "we've always done it this way" mentality. Invigorate and encourage fellow members to think creatively and propose new ideas.

There is usually plenty to talk about at an executive committee meeting, and it is critical that everything gets covered. Setting a very specific agenda with target times helps. Here is an example:

1 5 7

7–7:05 p.m.	Call to order by the president who provides opening remarks
7:05–7:15 p.m.	Reading of the secretary's minutes of the previous meeting and formal vote to approve them
7:15–7:45 p.m.	Officer and committee reports, in reverse order of rank starting with the sergeant at arms
7:45–8:15 p.m.	Unfinished business items
8:15–8:30 p.m.	New business items
8:30–8:45 p.m.	Announcements and closing thoughts
8:45 p.m.	Adjournment

Governance Resources

Governing documents	www.toastmasters.org/govdocs
Reporting club officer information	www.toastmasters.org/clubofficerlist

THE CLUB WITHIN DISTRICT STRUCTURE

CLUB

Club officers have a support system made up of other members as well as their area, division and district leaders.

1 6 7 CLUB MEETINGS

As a club officer, you are called upon to perform any number of functions for the club. Some are performed at the club meetings. For example, the president opens and closes every meeting; the treasurer collects membership dues payments; and the sergeant at arms brings the lectern, banner and other club-related materials.

Club Resources

Invocations	www.toastmasters.org/invocationpledge
Foundation of Knowledge	https://www.toastmasters.org/Leadership-Central/Club-Officer-Tools/Club-Officer-Tutorials
Master Your Meetings	www.toastmasters.org/1312

AREA

AREA VISITS TO THE CLUB

Your club's most immediate connection with district leadership is the area director, who visits and evaluates the club at least twice a year. During a visit, the area director observes the meeting and assesses club quality using the standards outlined in the *Moments of Truth* (Item 290). The goal of this visit is to offer feedback and support so that the club can provide the best possible service for all Toastmasters members in a fun, nurturing and rewarding environment.

Area directors use the **Area Director's Club Visit Report** (Item 1471), which is based on the *Moments of Truth*, as a guideline for club evaluation. Completed club visit reports are forwarded to the district, where they are used to assess the performance of the district as a whole.

Area Visit Resources

Area Director's Club Visit Report (Item 1471)	www.toastmasters.org/1471
<i>Serving Clubs Through Visits: A Guide for Area Directors</i> (Item 219)	www.toastmasters.org/219

AREA COUNCIL

POLICY AND PROTOCOL

Protocol 7.1 District Events, 8. Area Council Meetings, A

The area council manages area activities and supports each club in the area in fulfilling the club mission.

Area Council Members

1 2 3

- Area director
- Assistant area directors
- Area secretary
- Club presidents within the area
- Club vice presidents education within the area
- Club vice presidents membership within the area

Area Council Functions

- Club officer training
- Membership building
- Identification of opportunities for new clubs and their organization
- Promotion of the Distinguished Club Program in the area
- Area speech contests

Area Council Meetings

1 2 3

Your area director presides over an area council. The area council meets at least twice each year. Club presidents, vice presidents education and vice presidents membership are eligible to vote at area council meetings.

Business Discussed at Area Council Meetings

- Club plans, goals and progress in the *Distinguished Club Program and Club Success Plan* (Item 1111)
- Club officer training attendance reports
- Plans for area events, such as speech contests
- Goals, strategies and news that affect area clubs

DIVISION

Division Council Members

- Division director
- Assistant division director club growth
- Assistant division director program quality
- Area directors within the division

Division Council Purpose and Functions

- Supports and provides resources to clubs and members through area directors
- Assists with training area and club leaders
- Manages division activities
- Facilitates the achievement of club, area and division Distinguished goals
- Helps with the administration of division contests and meetings

Division Council Meetings

Your division director presides over the Division Council, which meets at least twice a year. For more information, see *Policy and Protocol*, Protocol 7.1: District Events, 6. Division Council Meetings.

Business Conducted at Division Council Meetings

- Area plans, goals and progress in the Distinguished Area Program
- Club leader training attendance report
- Club plans, goals and progress in the Distinguished Club Program
- Plans for division events, such as training and speech contests

DISTRICT

DISTRICT EXECUTIVE COMMITTEE

District Executive Committee

- District director
- Public relations manager
- Program quality director
- Division directors
- Club growth director
- Area directors
- Administration manager
- Immediate past district director
- Finance manager

DISTRICT COUNCIL

The district council is the district's governing body, subject to the general supervision of the Board of Directors. Your district director presides over the district council.

District Council Members

1 2

- District executive committee
- Club vice presidents education
- Club presidents

District Council Meetings

1 2

Each club is allotted two votes at district council meetings. One vote is reserved for the club president. The other vote is for the vice president education.

Proxy votes may be used if a club officer is unable to attend a council meeting that is held in person. When the voting process is conducted online, no proxies will be permitted. A proxy delivers the vote for an officer unable to attend a council meeting. The officer unable to attend must designate in writing any active individual member of the club to act as his or her proxy. District Council members or proxy voters who are not also district executive committee members have a maximum of two votes (one per club membership up to two clubs). District executive committee members are limited to three votes (two for the club, one for the DEC position).

Business Conducted at District Council Meetings

- Election of district leaders
- Presentation of committee reports
- Approval of leader appointments
- Adoption of district budget
- Adoption of club alignment

District Resources

District Leadership Handbook
(Item 222)

www.toastmasters.org/222

District election procedures

www.toastmasters.org/districtelectionprocedures

District websites

www.toastmasters.org/districtwebsites

CLUB TIMELINE

JUNE (BEFORE TERM)	JULY	AUGUST
--------------------	------	--------

Specific Deadlines

JUNE 1

Start: First-round club officer training for credit in the Distinguished Club Program

JULY 1

Start: Toastmasters year
Start: Distinguished Club Program

AUGUST 1

3 Start: Smedley Award membership-building program

JUNE 30

- 1 5** Due: Club officer list to World Headquarters
- 3** End: Beat the Clock membership-building program (started in previous term)

AUGUST 31

End: First-round club officer training for credit in the Distinguished Club Program

REGULAR TASKS

- Hold club executive committee meetings to share activities, accomplishments and plans
- Hold meetings with your committees, such as education, membership and public relations committees

Important Tasks

JUNE (BEFORE TERM)

Meet with the outgoing club leadership team to coordinate a smooth transfer

Attend first-round club officer training

Complete a **Club Success Plan**

Purchase supplies from the **Toastmasters Online Store**

Create a club budget

- 1** Ask club members to serve on committees, such as an education, membership or public relations committee
- 6** Provide the bank with a bank signatory card
- 3** Promote the Beat the Clock membership-building program

JULY

Attend first-round club officer training

- 2** Determine education goals of each member
- 2** Ask members to complete a **Member Interest Survey** (Item 403)
- 4** Create a media list and publicity kit
- 6** Finalize the club budget with approval from the club executive committee

AUGUST

Attend first-round club officer training

- 2 4** Plan and publicize upcoming speech contests
- 1 3** Send membership dues statements to members
- 5 6** Plan how to help each member meet education goals
- 3** Review the results of the **Member Interest Survey** (Item 403)
- 4** Send publicity kits to local media and invite them to attend a meeting
- 3** Promote the Smedley Award membership-building program

SEPTEMBER

OCTOBER

NOVEMBER

Specific Deadlines

SEPTEMBER 30

- 3 End: Smedley Award membership-building program

OCTOBER 1

Due: Membership dues payments for credit in the Distinguished Club Program

Important Tasks

SEPTEMBER

- 1 3 Collect and submit membership dues payments
- 5 6 Promote the Smedley Award membership-building program

OCTOBER

NOVEMBER

Clubs with semiannual terms:

Club officer elections to be held at first meeting in November

- 5 Prepare files for smooth transfer to incoming club officers
- 6 Prepare club accounts for audit

DECEMBER

JANUARY

FEBRUARY

Specific Deadlines

DECEMBER 1

Start: Second-round club officer training for credit in the Distinguished Club Program

Clubs with semiannual terms:

DECEMBER 31

- 5 Due: Club officer list to World Headquarters

FEBRUARY 1

- 3 Start: Talk Up Toastmasters! membership-building program

FEBRUARY 28 or 29

End: Second-round club officer training for credit in the Distinguished Club Program

Important Tasks

DECEMBER

Attend second-round club officer training

Clubs with semiannual terms:

Meet with the outgoing club leadership team to coordinate a smooth transfer

Complete a **Club Success Plan**

Purchase supplies from the **Toastmasters Online Store**

Create a club budget

- 2 Determine education goals of each member
- 1 Ask club members to serve on committees such as an education, membership or public relations committee
- 6 Provide the bank with a new bank signatory card

JANUARY

- 1 6 California clubs file form 199N
- Attend second-round club officer training

FEBRUARY

- 1 3 Send membership dues statements to members
- 5 6 Attend second-round club officer training
- 3 Promote the Talk up Toastmasters! membership-building program

MARCH

APRIL

MAY

Specific Deadlines

MARCH 31

- 3 End: Talk Up Toastmasters! membership-building program

APRIL 1

Due: Membership dues payments for credit in the Distinguished Club Program

MAY 1

- 3 Start: Beat the Clock membership-building program

MAY 15

- 1 6 Due: Form 199N from California clubs only

Important Tasks

MARCH

- 4 Publicize the upcoming district conference
- 1 3 Collect and submit membership dues payments
- 5 6
- 3 Promote the Talk up Toastmasters! membership-building program

APRIL

Annual District Conference

MAY

- Annual District Conference
- Club officer elections to be held at first meeting in May
- Prepare files for smooth transfer to incoming club officers
- 6 Prepare club accounts for audit
- 3 Promote the Beat the Clock membership-building program

CLUB LEADERSHIP ROLES

As an officer, you'll have many opportunities to assist your club over the coming term. It takes teamwork to run a successful club, so be sure to ask other members for their help when needed.

1 **PRESIDENT**

As the person who sets the tone for the club, you are expected to provide helpful, supportive leadership for all of the club's activities and be the first to assume responsibility for the progress and welfare of the club.

You motivate, make peace and facilitate as required. Though you must occasionally step in and make a difficult decision, rarely do so without consulting club members and other club officers. Strive to show respect for all members, even when you do not agree with them, and provide leadership for all.

CLUB CONSTITUTION FOR CLUBS OF TOASTMASTERS INTERNATIONAL

Article VII: Duties of Officers, Section 1

The club president is the chief executive officer of this club and is responsible for fulfilling the mission of this club. The president presides at meetings of this club and the club executive committee, appoints all committees, and has general supervision of the operation of this club. The president shall be an ex officio member of all committees of this club except the club nominating committee and shall serve as one of this club's representatives on the area and district councils. The president shall transmit to this club for its approval or disapproval all ideas and plans proposed by the area and district councils which may affect this club or its individual members; and shall take no action binding upon this club without either specific prior authorization or subsequent ratification by this club.

PRESIDENT RESPONSIBILITIES

Preside over Meetings

The club president opens and presides over every club, business and executive committee meeting. This means the president takes charge of the proceedings and keeps the agenda moving forward. As president, you are expected to manage procedural matters in the conduct of the meeting and to apply parliamentary procedure as outlined in *Robert's Rules of Order Newly Revised*. (You may purchase this book from your local book seller or an online retailer such as **Amazon.com**.) Your focus is on club quality and the members' experience.

Earn Distinguished Club Recognition

You work together with all of the club's leaders to achieve success in the Distinguished Club Program by encouraging education achievements, building and maintaining membership, attending club officer training and submitting membership dues payments, officer lists and other documents on time. You recognize member achievements by presenting certificates at club meetings, sending personal messages of congratulations and otherwise publicly praising the good work of club members.

Member Achievements to Recognize

- Best of the meeting (e.g., best speaker, best Table Topics, best evaluator)
- Education awards
- Successfully conducting an event (e.g., speech contest, membership drive, Speechcraft, Youth Leadership)
- Long-standing membership (e.g., five years, 10 years, 20 years)

Lead and Guide

The president serves as the club's representative at the district and international levels.

As president, it's your responsibility to provide leadership for the club whenever it's required. This includes creating a nurturing learning environment and enhancing club quality by conducting well-run, energetic, interesting meetings; actively seeking and connecting with club members and officers; listening patiently and offering assistance; and resolving conflicts as they arise.

If a problem arises within the club that could result in terminating or denying membership, see Protocol 3.0, Section 2 of *Policy and Protocol* for guidance and procedure.

If anyone ever threatens to take legal action for an issue related to Toastmasters, the Toastmasters International Executive Team must be contacted immediately via **boardcontact@toastmasters.org**.

Base Camp Manager

Base Camp managers help facilitate member progress in the Toastmasters Pathways learning experience by verifying education, approving requests, and tracking progress on Base Camp. The president, vice president education and secretary are the only club officers who have access to the Base Camp manager page; clubs must ensure that at least one of these officers is able to complete Base Camp manager tasks.

www.toastmasters.org/Education/Pathways/FAQ

SUMMARY OF RESPONSIBILITIES

Before Club Meetings

2 3

- Ask the vice president education if any members are to receive special recognition at the meeting.
- Ask the vice president membership if any new members are to be inducted at the meeting.
- Plan the business portion of the meeting.
- Review necessary parliamentary procedure.

Upon Arrival at Club Meetings

- Review the meeting agenda.
- Greet guests and members as they arrive to help them feel welcome.

During Club Meetings

- Call the meeting to order promptly at the scheduled time.
- Introduce guests.
- Briefly explain the meeting's events for the benefit of guests.

- Introduce the Toastmaster of the meeting.
- Conduct the business portion of meeting.
- Give the date, time and place of the next meeting.
- Make any announcements.
- Adjourn the meeting on time.

Outside Club Meetings

- Attend and vote at area and district council meetings.
- Attend the Annual Business Meeting at the International Convention to vote on behalf of the club or assign your club's proxy to a member who is attending the International Convention.
- Appoint the club's audit committee near the end of the term.
- Appoint the nominating committee to nominate new club officers before the beginning of the term.
- Schedule and chair club executive committee meetings.

COMMON SCENARIOS PRESIDENTS FACE

Following are examples of scenarios you may encounter in your role as club president and suggestions for how to resolve them. As you successfully respond to your own experiences in this role, be sure to share them with the Club and Member Support team at World Headquarters (clubofficers@toastmasters.org).

- | | |
|----------------------------|--|
| Scenario: | A member who is scheduled to fill a meeting role does not come to the meeting. |
| Possible solutions: | <p>Help the Toastmaster of the meeting fill the role by recruiting another member who doesn't already have an assigned role.</p> <p>If necessary, fill the role yourself. This could be an opportune time to deliver a module from the Successful Club Series or Better Speaker Series.</p> |
| Scenario: | A club officer is underperforming, frequently absent or otherwise unable to fulfill their duties, leaving you, the president, with more to do. |
| Possible solutions: | <p>Meet with the club officer immediately and ask what you can do to help. Engage, encourage and energize them to develop and use the skills required for the job.</p> <p>Examine your own leadership approach. Ask yourself if you are contributing to the club officer's problems.</p> |
| Scenario: | A club member is belligerent, controlling or otherwise causing trouble at meetings. |
| Possible solutions: | <p>Contact the member immediately and listen to their point of view. (Often, this is enough to solve the problem.)</p> <p>Give the club member a task that focuses their energies.</p> <p>Explain the importance of orderly, positive club meetings to the entire group, so the member does not feel singled out.</p> <p>If the club member needs to be removed, see the <i>Club Constitution for Clubs of Toastmasters International</i>, Article II: Membership, Section 7, and Protocol 3.0: Ethics and Conduct, 2.</p> |

President Resources

<i>Chairman</i> (Item 200)	www.toastmasters.org/200
<i>Club Constitution for Clubs of Toastmasters International</i>	www.toastmasters.org/govdocs
<i>Distinguished Club Program and Club Success Plan</i> (Item 1111)	www.toastmasters.org/1111
<i>Personally Speaking</i>	www.toastmasters.org/B63

VICE PRESIDENT EDUCATION

2

As vice president education, you schedule members' speeches, verify the completion of projects and serve as a resource for questions about the education program, speech contests and your club mentor program. You are an important source of Toastmasters knowledge for club members and it is your job to become familiar with all aspects of the Toastmasters education program.

CLUB CONSTITUTION FOR CLUBS OF TOASTMASTERS INTERNATIONAL

Article VII: Duties of Officers, Section 2

The vice president education is the second ranking club officer and is responsible for planning, organizing, and directing a club program which meets the educational needs of the individual members. The vice president education chairs the education committee. The vice president education also serves as one of this club's representatives on the area and district councils and shall take no action binding upon this club without either specific prior authorization or subsequent ratification by this club.

VICE PRESIDENT EDUCATION RESPONSIBILITIES

Coordinate Club Schedule

You oversee the creation of the club schedule at least three weeks in advance.

You ensure that all meeting roles are properly fulfilled; for example, you wouldn't assign a new member to be the Toastmaster of their first meeting.

Publish, email or otherwise distribute the meeting schedule regularly so that all members know what's expected and can adjust accordingly if necessary.

Assist with Education Awards

Explain the Toastmasters education program to members.

Orient new members to the Toastmasters education program within two meetings of their joining the club.

Educate continuing members about the various education awards they can earn, and how they can stay on track to earn them in the least possible time.

Arrange meetings to help members complete education awards in a timely fashion.

Verify projects as members complete them, and submit award applications to World Headquarters when all of the requirements are met.

OVERWHELMED? GET HELP!

As your club's vice president education, your workload gets heavy at times; just remember, you are in a position to gain excellent leadership experience and learn how a Toastmasters club works. If you find that the burden is too heavy, you can always ask for a volunteer assistant to help you; this is a great way to teach someone about the Toastmasters education program and groom a successor to run for the office when the next executive committee is elected.

ACCREDITED SPEAKER PROGRAM

Each year, Toastmasters International provides an opportunity for professional-level speakers with expert knowledge in a particular subject to earn the designation of Accredited Speaker. If this describes you or a member of your club, learn more about the Accredited Speaker Program here: www.toastmasters.org/membership/accredited-speaker. Applications are accepted between **January 1** and **February 1** each year.

Base Camp Manager

For most clubs, the vice president education will assume the role of Base Camp manager in the Toastmasters Pathways learning experience. The Base Camp manager helps facilitate member progress by verifying education, approving requests, and tracking progress on Base Camp. The president, vice president education and secretary are the only club officers who have access to the Base Camp manager page; clubs must ensure that at least one of these officers is able to complete Base Camp manager tasks. www.toastmasters.org/Education/Pathways/FAQ

Plan Speech Contests

Read the *Speech Contest Rulebook* (Item 1171) thoroughly and refer to it as necessary when planning speech contests. Information can also be found at www.toastmasters.org/speechcontests.

Find out which speech contests the district is scheduled to host during your term of office and plan your club contests accordingly.

Manage Mentor Program

Assign every new member a mentor and keep track of who is mentoring whom.

The Mentor Program Kit (Item 1163) provides everything needed to start a mentoring program for club members. Encourage members of your club to complete the Pathways Mentor program and look to assign mentors who have completed all the projects.

SUMMARY OF RESPONSIBILITIES

1 Before Club Meetings

- Review the scheduled roles for the meeting five to seven days in advance.
- Offer support to the Toastmaster of the meeting to confirm members' role assignments and plan for substitutions if necessary.
- Notify the club president if any members are scheduled to earn their education awards at the upcoming meeting.

1 Upon Arrival at Club Meetings

- Verify that the members assigned to meeting roles have arrived and are prepared to perform their duties.
- Remind members with meeting roles to select an evaluator for their project.
- Assist the Toastmaster in filling meeting roles for absent members.
- Greet guests by asking them if they are willing to participate in the meeting or if they'd prefer to observe.
- If guests agree to participate, inform the Topicsmaster that he or she can call on those guests as Table Topics speakers and ask the club president to introduce the guests at the beginning of the meeting.

During Club Meetings

- Assist members with verifying the completion of their projects.
- Recognize members when they earn awards.
- Preside over the meeting when the club president is absent.
- Answer member questions about the Toastmasters education program or speech contests and agree to research questions you don't know the answers to.

COMMON SCENARIOS VICE PRESIDENTS EDUCATION FACE

Following are examples of scenarios you may encounter in your role as vice president education and suggestions for how to resolve them. As you successfully respond to your own experiences in this role, be sure to share them with the Club and Member Support team at World Headquarters (clubofficers@toastmasters.org).

Scenario: It's difficult to find the time to create a good, workable club schedule that keeps all members happy and moving forward in the Toastmasters education program.

Possible solutions: As much as possible, be prepared. Create schedules one or two months in advance and post them on the club's website where everyone can see them.

Devise a system of automatic meeting role rotation, from simplest to most demanding; for example, each new member begins by presenting the thought of the day, then moves to Ah-Counter, then grammarian, then timer and so on, until the new member fills a speaker role and eventually becomes Toastmaster of a meeting.

Scenario: Members are not always willing to commit to meeting roles.

Possible solutions: Encourage each Toastmaster of the meeting to initiate an email discussion several days before the meeting to confirm each member assigned to a meeting role is able to fulfill his or her duties. Emphasize the importance of member participation and commitment, and regularly acknowledge and thank members for their help in running quality meetings.

Scenario: A longtime member is not ready to begin Pathways and wants to remain in the traditional education program.

Possible solutions: Meet with the member and ask what you can do to help. Encourage and energize them to gain familiarity with Base Camp. If able, spend time walking the member through their first project in Pathways. Explain the benefits of Pathways as clearly as possible, and remind them that the heart of the club experience—i.e. speeches, evaluations, leadership and fellowship—is not changing.

SPECIAL MEETINGS FOR PREPARED SPEECHES

If a club has a large number of members and has difficulty accommodating all those who want to speak at meetings, the club may occasionally conduct a special meeting devoted solely to project speeches. These meetings are often called "speakathons," "speech marathons" or "speakouts." The only reason such meetings may be held is to help individual members improve speaking skills and they may be organized only by a club. Members are limited to one speech at any meeting for credit toward any education award. Districts, including areas and divisions, may not organize this type of meeting for clubs and clubs may not invite members from other clubs to participate in these meetings. Members of other clubs may attend as audience members.

THE EDUCATION COMMITTEE

In many ways, the vice president education holds the most demanding office in a Toastmasters club. If you try to handle all of your duties alone, you are likely to be overwhelmed. A committee of dedicated club members can help make your job much easier. Committee members can organize speech contests, orient new members and work on other special projects.

Vice President Education Resources

Speech contest information	www.toastmasters.org/speechcontests
<i>Speech Contest Rulebook</i> (Item 1171)	www.toastmasters.org/1171
<i>Distinguished Club Program and Club Success Plan</i> (Item 1111)	www.toastmasters.org/1111
Wall Chart Set (Item 306)	www.toastmasters.org/306
Accredited Speaker Program	www.toastmasters.org/accreditedspeakersrules
Education program FAQs	www.toastmasters.org/Education/Pathways/FAQ
Member Achievement Record	www.toastmasters.org/memberachievementrecord
Educational achievement, gifts and recognition	www.toastmasters.org/shop

3

VICE PRESIDENT MEMBERSHIP

You promote the club and manage the process of bringing in guests and transforming them into members.

By initiating contact with guests, helping them feel welcome and providing them with the information they need to join, you help maintain a constant influx of new people into your club. You also attentively monitor membership levels and strategize with the rest of the executive committee about how to overcome membership challenges when they occur.

NEW MEMBER INDUCTION

Inducting officer:

"Membership in Toastmasters is a privilege, and the only way to gain the benefits of our program is to actively participate.

Do you, (names), promise to be active members of this club, to attend meetings regularly and prepare fully for your duties? Do you also promise to fulfill the other points in the Toastmaster's Promise?" (You can list additional points if you wish.) (Members reply, "Yes.")

Then turn to the club and ask:

"Do you, the members of X Toastmasters club, promise to support (names) as they work the Toastmasters program?" (The club members say, "Yes.") "It is my pleasure to declare you installed as members of X Toastmasters club." (If your club presents a Toastmasters pin to members, do it at this time.)

CLUB CONSTITUTION FOR CLUBS OF TOASTMASTERS INTERNATIONAL

Article VII: Duties of Officers, Section 3

The vice president membership is the third ranking club officer and is responsible for planning, organizing, and directing a program that ensures individual member retention and growth in club individual membership. The vice president membership chairs the membership committee. The vice president membership serves as one of this club's representatives on the area council and shall take no action binding upon this club without either specific prior authorization or subsequent ratification by this club.

VICE PRESIDENT MEMBERSHIP RESPONSIBILITIES

Recruit New Members

You lead the club's efforts to continually increase membership.

Promote the goal of gaining one new member per month and, if the club has fewer than 20 members, obtaining 20 members by year-end or sooner.

Conduct Membership-building Programs

You organize and promote the club's participation in the Smedley Award, Talk Up Toastmasters and Beat the Clock membership programs. For information about these programs, go to www.toastmasters.org/membershipprograms.

Encourage club members to gain recognition in the form of a Sponsor Award by sponsoring five, 10 or 15 new members.

Assist Guests

Answer emails, phone calls and other inquiries from prospective members and encourage them to visit the next club meeting.

Make contact with guests and encourage fellow club members to always help guests feel welcome. Have each guest fill out a **Guest Information Card and Badge** (Item 231). 6

Distribute **Guest Packets** (Item 387) with fliers that include your club information.

Process Membership Applications

You collect and manage paperwork in the application process. Collect initial dues payments and applications from prospective members and submit them to the treasurer.

Organize and participate in a Membership Committee tasked with considering all new member applications. Be sure new memberships are voted on by a majority of club members. See the *Club Constitution for Clubs of Toastmasters International*, Article II, Section 2: Admission to Membership.

Arrange a vote and induction ceremony for any joining member. 1

SUMMARY OF RESPONSIBILITIES

Before Club Meetings

- Make a list of the new members who have joined the club since the last meeting and contact the club president to coordinate an induction ceremony at the next meeting.
- Make **Guest Packets** to distribute to guests at the meeting.
- Contact former guests who have not joined and members who have not been attending recent meetings and gently persuade and encourage them to come to the next club meeting.

Upon Arrival at Club Meetings

- Greet all guests and members at the door and welcome them to the meeting.
- Provide all guests with **Guest Packets**.
- Answer any questions guests may have about the club.

After Club Meetings

- Meet with guests to answer questions and explain the benefits of Toastmasters.
- Invite guests to join the club or to attend another club meeting if they are hesitant to join.
- Help guests who do wish to join to complete the **Membership Application** (www.toastmasters.org/membershipapps).

COMMON SCENARIOS VICE PRESIDENTS MEMBERSHIP FACE

Following are examples of scenarios you may encounter in your role as vice president membership and suggestions for how to resolve them. As you successfully respond to your own experiences in this role, be sure to share them with the Club and Member Support team at World Headquarters (clubofficers@toastmasters.org).

- Scenario:** Your club is experiencing rapid turnover in membership; members sign up, stay for a few weeks, then move on.
- Possible solutions:** Encourage members to keep meetings lively, to start and end on time, to keep a positive atmosphere and to vary activities with a special event, themed meeting or guest speaker.
Contact lapsed club members and invite them to a special event.
Nominate a “Snackmaster” to bring food to each meeting.
Always recognize member achievements—even the small ones.
Keep new guests coming in to replace lapsed members.
- Scenario:** Your club loses members during summer and winter holidays.
- Possible solutions:** Schedule a club special event in January and September; make an effort to contact all members after they return from their vacations.
- Scenario:** You suffer a sudden loss of members in your company club due to layoffs.
- Possible solutions:** Organize a Speechcraft for the company to attract new members. Make sure the club meetings are mentioned on the company intranet, in newsletters and so on.

Vice President Membership Resources

Success 101 (Item 1622)	www.toastmasters.org/1622
Membership program information	www.toastmasters.org/membershipprograms
<i>Distinguished Club Program and Club Success Plan</i> (Item 1111)	www.toastmasters.org/1111
Membership Growth	www.toastmasters.org/1159
Speechcraft information	www.toastmasters.org/speechcraft

4

VICE PRESIDENT PUBLIC RELATIONS

You promote the club to the local community and notify the media about the club’s existence and the benefits it provides. You promote the club, update web content and safeguard the Toastmasters brand identity. It’s your job to notify the media whenever your club does something newsworthy.

As vice president public relations, you’ll find yourself writing news releases, creating and distributing fliers and maintaining the club’s presence on the web and in the community.

CLUB CONSTITUTION FOR CLUBS OF TOASTMASTERS INTERNATIONAL

Article VII: Duties of Officers, Section 4

The vice president public relations is the fourth ranking club officer and is responsible for developing and directing a publicity program that informs individual members and the general public about Toastmasters International. The vice president public relations chairs the public relations committee.

VICE PRESIDENT PUBLIC RELATIONS RESPONSIBILITIES

Publicize the Club

You publicize your club's activities both internally to members and externally to various audiences through media outlets.

- Publish club meeting times and location.

- Write and distribute news releases about club activities, member achievements and special events such as open houses.

- Maintain club presence in the local newspaper's events calendar.

- Create and update the club's social media channels such as Facebook, Twitter, LinkedIn and Meetup. Be sure the names of your club's social network accounts are specific enough to the club so they're not confused with existing Toastmasters International accounts. Share login and password information with future officers so the sites are kept up to date.

Below are some ways to use social media to promote clubs, engage current members and attract new members.

LinkedIn

Network with members and share club news and information, public speaking and leadership tips.

Follow the Toastmasters International LinkedIn page or Members Group to get the latest news.

Facebook

Publicize what's happening at your club, such as speech contests or open houses. You can easily share pictures and videos. Tag members of your club to help them feel engaged. Post news and announcements, success stories and educational achievements. Follow the Toastmasters International Fan Page or join the International Members Group for the latest news and updates.

Twitter

Share public speaking and leadership tips. Include announcements, success stories and educational achievements. Link posts to your club website, news articles or releases about your club or district.

Follow @toastmasters for news, helpful tips and links to newsworthy articles about public speaking, leadership, communication and more.

YouTube

Attract visitors to your club by posting your members' best speeches or video testimonials about Toastmasters' benefits. Check out what other clubs around the world are doing on the Toastmasters YouTube channel.

PUBLIC RELATIONS OPPORTUNITIES

Though most vice presidents public relations have little or no professional experience in the field, they find that there are many ways to increase the club's visibility to the community for little or no expense. Is the local high school hosting a speech contest for its students? Arrange for a club member to volunteer as a judge and send her to the event armed with some promotional materials. If you're in a company club, look for places to display the club's name, meeting times and contact information, including the company's bulletin boards, in the break room, on the intranet calendar, etc.

Meetup

The use of active and engaged Meetup groups is an effective tool to connect with potential members. Keep in mind that it works best in highly populated areas.

Keep Club Website Current

You ensure that the club's contact information is current and easy to find. You also check to see that your club's listing is current on www.toastmasters.org/findaclub.

Update your club website as necessary to include upcoming events, membership program results, speech contests and so on.

Use the website to recognize achievement, such as education awards, speech contest winners and Distinguished Club Program goals met.

For guidance, see **Protocol 4.0: Intellectual Property**, Section 2. Websites.

Safeguard the Toastmasters Brand, Trademarks and Copyrights

By maintaining the integrity of the Toastmasters brand, trademarks and copyrights, you ensure that a consistent message is communicated from club to club in all locations. This, in turn, increases understanding and global awareness of Toastmasters International. Your role is to safeguard the Toastmasters brand, trademarks and copyrights by ensuring that all Toastmasters materials used or created by your club comply with appropriate copyright and trademark laws as well as the guidelines contained in the **Logos, Images and Templates** section of the Toastmasters International website. You should also reference the **Trademark Use Request** and Protocol 4.0: Intellectual Property, Section 1. Trademarks.

Unauthorized use of the brand, trademarks or copyrighted materials is prohibited. All uses not described in Protocol 4.0: Intellectual Property, Section 1. Trademarks must receive prior written authorization. Each request is reviewed on a case-by-case basis and is subject to the approval of the Chief Executive Officer.

Trademark and Copyright Resources

Trademark Use Request	www.toastmasters.org/trademarkuse
Governing documents	www.toastmasters.org/govdocs
Social Networking	www.toastmasters.org/socialnetworking

SUMMARY OF RESPONSIBILITIES

Before Club Meetings

- Verify that the club's themes, meeting times and location are current for the following week.
- Order promotional materials for distribution by members at www.toastmasters.org/marketing.

Places to Post and Update Club Themes, Meeting Times and Locations

- Club website
- Social media channels, such as Facebook, Twitter, LinkedIn, Instagram and Meetup
- Online directories, such as Google My Business or Bing Places for Business
- Club and company newsletters
- Club and company event calendars
- Company intranet sites

During Club Meetings

- Distribute promotional materials to members for distribution at their workplace, school, etc.
- Report the results of public relations efforts, bringing newspaper clippings, printouts and so on to share with the club.
- Announce the commencement of public relations campaigns.

COMMON SCENARIOS VICE PRESIDENTS PUBLIC RELATIONS FACE

Here are some common situations you may encounter in your role as vice president public relations and suggestions for how to resolve them. As you successfully respond to your own experiences in this role, be sure to share them with the Public Relations team at World Headquarters (pr@toastmasters.org) and the Club and Member Support team (clubofficers@toastmasters.org).

- Scenario:** Your news releases aren't noticed by the media.
- Possible solutions:** Make sure you submit releases in the appropriate format for each outlet you contact. Ensure photos are the correct size and quality. Identify and contact media outlets to introduce yourself and learn their procedure for submitting news releases.
- Scenario:** You don't have enough time in your schedule to promote the club as much as you'd like.
- Possible solutions:** Try using the options that deliver the best results for the least investment in time and resources.
- Networking is always a good approach; tell everyone in your social circles.
- Use LinkedIn, Facebook, Twitter and other social media channels to keep in contact with members, share photos and club updates.
- Delegate tasks to other club members and encourage them to help.
- Scenario:** You don't know if your public relations efforts are successful.
- Possible solutions:** Ask each guest how they heard about your club and keep track of the responses. Do the same for emails and phone calls from interested prospects. Spend more time and possibly more club funds on those promotional efforts that yield results.

Vice President Public Relations Resources

<i>Let the World Know</i> (Item 1140)	www.toastmasters.org/1140
Media Center	mediacenter.toastmasters.org
Public Relations	www.toastmasters.org/publicrelations
All About Toastmasters (Item 124)	www.toastmasters.org/124
<i>Distinguished Club Program and Club Success Plan</i> (Item 1111)	www.toastmasters.org/1111
Logos, Images and Templates	www.toastmasters.org/logos
Marketing Resources	www.toastmasters.org/marketingresources
Brand	brand@toastmasters.org

5 SECRETARY

You maintain all club records, manage club files, handle club correspondence and take the minutes at each club and executive committee meeting. You are also in charge of updating and distributing a roster of the current paid membership and keeping the club officer list current for Toastmasters International.

Though some clubs combine the secretary role with the treasurer, it's best to have a dedicated secretary who can help reduce the workload of the treasurer and occasionally assist the vice president education as well.

Order supplies for the club as needed.

CLUB CONSTITUTION FOR CLUBS OF TOASTMASTERS INTERNATIONAL

Article VII: Duties of Officers, Section 5

The club secretary is responsible for club records and correspondence. The club secretary has custody of the club's charter, constitution, and addendum and all other records and documents of this club; keeps an accurate record of the meetings and activities of this club and of the club executive committee; maintains an accurate and complete roster of individual members of this club, including the address and status of each individual member and transmits the same to the successor in office. The club secretary provides notices of meetings as required by this constitution and immediately notifies World Headquarters of Toastmasters International of any change in the roster of individual members.

SECRETARY RESPONSIBILITIES

Take Notes

You take the minutes at each club meeting and executive committee meeting.











Items to Record in Meeting Minutes

- Club name
- Date
- Type of meeting (club or executive committee meeting)
- Meeting location
- Names of meeting attendees
- Name of the presiding officer
- Corrections to and approval of the previous meeting's minutes
- All motions, including the name of the mover, the name of the person who seconds the motion—if the club requires it—and whether the motion passed or was defeated
- Committee reports
- Main points of any debate or discussion

Maintain Files

Maintain club files, including meeting minutes, resolutions and correspondence.

Certain materials must be kept for specific lengths of time.

MATERIAL	LENGTH OF TIME
Club Charter <i>Club Constitution for Clubs of Toastmasters International</i> Addendum of Standard Club Options Club Policies	Always 
501(c)(3) Club Employer Identification Number (EIN) Assignment Letter (U.S. clubs only)	Always 
Signed Membership Applications Club Rosters	Always 
Meeting Minutes and Attendance Records	Always 
Legal, Controversial or Important Correspondence	Always 
Distinguished Club Program Performance Reports	Always 
Annual Financial Statements	Always 
Cancelled Checks Bank Statements Journals Audits	7 years 
Internal Reports (including officer and committee reports)	5 years 
Routine Correspondence	3 years 

Comply with all local laws, regulations and ordinances in regards to recordkeeping and personal and financial information.

Report New Officers

You report new officers to Toastmasters International World Headquarters.

After new officers are elected, update the club officer list online at www.toastmasters.org/clubcentral.

Base Camp Manager

The secretary can support the vice president education as Base Camp manager in the Toastmasters Pathways learning experience. The Base Camp manager helps facilitate member progress by verifying education, approving requests, and tracking progress on Base Camp. The president, vice president education and secretary are the only club officers who have access to the Base Camp manager page; clubs must ensure that at least one of these officers is able to complete Base Camp manager tasks.

www.toastmasters.org/Education/Pathways/FAQ

SUMMARY OF RESPONSIBILITIES

1 Before Club Meetings

- Post the minutes of the previous club meeting online and notify club members that the minutes are available for review.
- Prepare for the president a list of actions to be taken during the business meeting, including unfinished business, announcements and correspondence.

Upon Arrival at Club Meetings

- Circulate the club's attendance sheet and **Guest Book** (Item 84) for members and guests to sign.

During Club, Business and Executive Committee Meetings

- Read the minutes of the previous meeting, note any amendments and record the minutes of the current meeting.

COMMON SCENARIOS SECRETARIES FACE

Following are examples of scenarios you may encounter in your role as secretary and suggestions for how to resolve them. As you successfully respond to your own experiences in this role, be sure to share them with the Club and Member Support team at World Headquarters (clubofficers@toastmasters.org).

Scenario: It's difficult to take meeting minutes while participating in the club business meeting at the same time.

Possible solutions: If you're planning to raise an important issue at a business meeting, arrange for another club member to take the minutes during that time.

Scenario: It's hard to find the balance between too much and too little detail in the minutes.

Possible solutions: For business meetings and club executive committee meetings, focus mainly on the motions and any information pertaining to the motions. Be sure to capture the time and place of the meetings, people present and their positions, assignments for the next week's meeting and any outstanding issues or tasks that need further discussion.

- Scenario:** The previous club secretary did not keep the club files in order.
- Possible solutions:** Track down any necessary documents, including the club charter, addendum, minutes, resolutions and relevant correspondence.
- If necessary, use club funds to purchase a portable file caddy or other small container to organize your files.
 - Develop, maintain and document a simple, effective filing system and pass it on to your successor.

Secretary Resources

Distinguished Club Program and Club Success Plan (Item 1111)

www.toastmasters.org/1111

Guest Book (Item 84)

www.toastmasters.org/84

Club officer list

www.toastmasters.org/clubcentral

TREASURER

6

You are the club's accountant. You manage the club's bank account, writing checks as approved by the executive committee and depositing membership dues payments and other club revenues. You are also in charge of submitting membership dues payments to World Headquarters (accompanied by the names of renewing members), filing necessary tax documents and keeping timely, accurate, up-to-date financial records for the club.

Though the treasurer's duties are usually not the most demanding of all the club leadership positions, the consequences for members can be serious when they're not completed accurately and on time.

CLUB CONSTITUTION FOR CLUBS OF TOASTMASTERS INTERNATIONAL

Article VII: Duties of Officers, Section 6

The club treasurer is responsible for club financial policies, procedures, and controls. The club treasurer receives and disburses, with the approval of this club, all club funds; pays to Toastmasters International all financial obligations of this club as they come due; and keeps an accurate account of all transactions. The club treasurer shall make financial reports to this club and to the club executive committee quarterly and upon request, and shall transmit the accounts and all undistributed funds to the successor in office at the end of the club treasurer's term.

TREASURER RESPONSIBILITIES

Oversee Accounts

You prepare and oversee the club budget.

Create the budget at the beginning of the Toastmasters year in conjunction with the executive committee.

Report on the club budget as needed at club and executive committee meetings.

Manage the club bank account.

Reconcile deposits, expenditures and cash on hand each month.

It is the responsibility of the individual clubs to determine the tax filing or other legal requirements in their city, state, province, and/or country and to file proper forms as appropriate. See *Policy and Protocol*, Protocol 8.2: Fundraising, 3. Tax and Other Legal Requirements.

Transfer club financial information to the incoming treasurer.

Collect Membership Dues Payments

You collect and submit membership dues payments to Toastmasters International World Headquarters. See *Policy and Protocol*, Policy 8.0: Dues and Fees. You also collect separate club dues and fees as designated in the club's Addendum of Standard Club Options.

Prepare and send membership dues statements to members by **September 1** and **March 1**.

Submit all membership dues payments accompanied by the names of renewing members online to World Headquarters on or before **October 1** and **April 1**. Membership dues are \$45 USD per person.

Remind members that if membership dues are paid late, they will not be eligible for speech contests, education awards or club recognition in the Distinguished Club Program. In addition, they will not have access to Base Camp until their dues are paid.

Paid: A member whose Toastmasters International membership dues payments have been processed by World Headquarters for the current dues period.

Unpaid: A member whose Toastmasters International membership dues payments have not been processed by World Headquarters for the current dues period. Unpaid members are not considered to be in good standing by Toastmasters International.

You and other current club officers can easily and conveniently submit materials, such as membership applications and membership dues payments, through **Club Central**.

Pay Bills

You write checks to disburse funds as necessary for club activities.

Pay for the secretary's purchase of club materials and equipment, such as ribbons, lecterns and promotional materials.

Receive and pay bills from Toastmasters International.

Pay recurring bills, such as for meeting places and meals, as authorized by the executive committee.

You keep clear, accurate records of all club financial transactions. See *Policy and Protocol*, Protocol 8.1: Club and District Assets.

SUMMARY OF RESPONSIBILITIES

Before Club Meetings

- Prepare a financial report as necessary to be presented at the meeting.

During Club Meetings

- Collect any payable membership dues and fees from members.
- Present the club financial report when necessary.

Outside Club Meetings

- Reconcile deposits, expenditures and cash on hand each month.
- If your club is located within the state of California, file the 199N with the Franchise Tax Board by **May 15** for the previous year.

The 199N is filed electronically and typically takes 10 to 15 minutes to complete. Failure to file ultimately jeopardizes your club's tax-exempt status and subjects your receipts to income taxes.

- If your club is outside the U.S., consult a tax advisor to ascertain your government's tax regulations.
- Issue checks to cover club expenses.
- Receive all bills and other financial correspondence for the club.
- Prepare for the audit committee near the end of your term of office.

Items to Prepare for the Audit Committee

- Checkbook register
- Bank statements and cancelled checks
- Cash book and journal
- Paid bills
- Deposit slips
- Copies of monthly financial statements
- Material requested by the committee

CLUB EXPENSES

- Website
- Newsletter
- Supplies from World Headquarters, such as trophies, ribbons and educational materials
- Administrative supplies
- Postage
- Meeting spaces

COMMON SCENARIOS TREASURERS FACE

Following are examples of scenarios you may encounter in your role as treasurer and suggestions for how to resolve them. As you successfully respond to your own experiences in this role, be sure to share them with the Club and Member Support team at World Headquarters (clubofficers@toastmasters.org).

Scenario: A member submits membership dues payments to the club on time, and the member has a receipt proving they paid to the club. However, as treasurer, you submit membership dues payments to World Headquarters late; as a result, the member is disqualified from a speech contest.

Possible solutions: Unfortunately, there is no solution to this problem, except to avoid it before it happens. As the treasurer, you are responsible for submitting all membership dues payments on time. If you do not, other club members may have to suffer the consequences.

Scenario: You experience difficulty motivating members to pay membership dues early.

Possible solutions: Make the club's due date a few weeks earlier than the organization's due date. Explain the consequences—such as no speech contests and no education awards—to delinquent members.

Scenario: The previous club treasurer did not keep adequate records.

Possible solutions: At the beginning of your term of office, take possession of all available records and review the audit committee's report. Then begin monitoring the club finances as efficiently and completely as you can, creating a simple record-keeping system and documenting your procedures for future treasurers.

Treasurer Resources

Distinguished Club Program and Club Success Plan (Item 1111)

www.toastmasters.org/1111

Submitting membership dues payments

www.toastmasters.org/clubcentral

7

SERGEANT AT ARMS

You keep track of the club's physical property, such as the banner, lectern, timing device and other meeting materials. You arrive early to prepare the meeting place for members and stay late to stow all of the club's equipment. You are also in charge of the meeting place itself, obtaining a new space when necessary and maintaining contact with the people who allow you to use the space for your club meetings.

The sergeant at arms also has a role to play during business meetings, speech contests and other special club events. For example, the sergeant at arms escorts potential new members outside of the club's meeting place while the members vote on admitting them to the club. The sergeant at arms stands at the door while contestants compete in speech contests to ensure that the speaker is not interrupted by latecomers.

CLUB CONSTITUTION FOR CLUBS OF TOASTMASTERS INTERNATIONAL

Article VII: Duties of Officers, Section 7

The club sergeant at arms is responsible for club property management, meeting room preparation, and hospitality. The sergeant at arms chairs the social and reception committee.

SERGEANT AT ARMS RESPONSIBILITIES

BASIC CLUB SUPPLIES

- Ribbons
- Ballots and brief evaluation forms
- Timing device
- Banner
- Lectern

Tend to Club Property

You keep the club's banner, gavel, lectern, award ribbons, supplies and other equipment safe and secure.

Arrive early to set up the meeting space.

Stay late to dismantle and clear the meeting space.

Stow all club property.

Leave the meeting room the way you found it.

Track the status of supplies ordered by the secretary.

Coordinate Club Meetings

You act as a liaison between the club and the management of the meeting place.

Notify the management at least three weeks in advance if there are changes in your meeting schedule.

Common Meeting Changes

- Moving to another venue
- Planning a special event
- Meeting a different day of the week

If yours is a corporate club, reserve the meeting room by whatever method the company prefers, such as the company intranet, calendar or sign-up sheet.

SUMMARY OF RESPONSIBILITIES

Before Club Meetings

- Confirm meeting room reservations a few days before the meeting.
- Ensure that plenty of blank ballots are available for voting.

Upon Arrival at Club Meetings

- Arrange the meeting room and equipment at least 30 minutes before so the meeting starts on time.
- Arrange tables and chairs.
- Set out the lectern, gavel, club banner, the national flag (optional), timing device, ballots, trophies and ribbons.
- Place a table near the door to display promotional brochures, name tags, the **Guest Book** (Item 84) and educational materials such as manuals, club newsletters and the *Toastmaster* magazine for members to see.
- Check the room temperature and adjust it if the room is too hot or too cold.
- Ask all guests to sign the **Guest Book** and give each a name tag to wear during the meeting.

During Club Meetings

- Sit near the door to welcome late arrivals and help them be seated. Prevent interruptions and perform any necessary errands.
- Coordinate food service, if any.
- Collect ballots and tally votes for awards when necessary.

After Club Meetings

- Return the room to its original configuration.
- Pack up all materials and store them in a secure place.
- Pick up and dispose of any stray items or trash.

1 4 COMMON SCENARIOS SERGEANTS AT ARMS FACE

Following are examples of scenarios you may encounter in your role as sergeant at arms and suggestions for how to resolve them. As you successfully respond to your own experiences in this role, be sure to share them with the Club and Member Support team at World Headquarters (clubofficers@toastmasters.org).

Scenario: It's difficult to find the time to arrive early and set up the meeting space, especially at lunchtime meetings.

Possible solutions: Ask for volunteers to assist you when your work or life schedules get busy; tap into the enthusiasm of new members to help with the role.

Develop a minimalist, basic configuration for your club's meeting space and use it on those days when you have little extra time.

Scenario: The club roster has become too large for the current meeting place and a new site is needed.

Possible solutions: First, find out if there are larger meeting spaces available in the same building. If not, look for a new meeting place that's as close as possible to the existing one. There are many possible solutions: clubs, churches, hospitals, restaurants, coffee shops, veterans' centers, senior centers or city government offices.

Work with the president and vice president public relations to tell everyone about the new location as soon as possible.

Scenario: The club's usual meeting room is temporarily unavailable.

Possible solutions: Work quickly to find a temporary solution and communicate it to members. There are many options: banquet facilities in local restaurants, pushing together some tables at a local coffee shop or finding a different space in the same building.

Cancelling the meeting should be a last resort.

Sergeant at Arms Resources

Distinguished Club Program and Club Success Plan (Item 1111)

www.toastmasters.org/1111

Ordering club supplies

www.toastmasters.org/meetingsupplies

Ballots and Brief Evaluations (Item 163)

www.toastmasters.org/163

THE DISTINGUISHED CLUB PROGRAM

Together, club officers set attainable goals for club success and develop a plan to achieve them. Focusing your efforts on achieving in the Distinguished Club Program (DCP) (Item 1111) is one of the best ways to ensure your club reaches its goals for education, membership, training and administration.

A club that performs well in the DCP provides a higher-quality club experience for all of its members. Each aspect of the DCP is designed to enhance the enjoyment and reinforce the supportive atmosphere for each member, every time the club meets.

The Distinguished Club Program serves as the starting point for the District Recognition Program, which encompasses the Distinguished Area, Division and District programs. The goals of these programs are based on Distinguished clubs.

DCP REQUIREMENTS

1

The DCP is an annual program, running from July 1 through June 30. The program consists of 10 goals your club should strive to achieve during this time. Toastmasters International tracks the progress of your club toward these goals throughout the year and updated reports are posted daily on the Toastmasters International website at www.toastmasters.org/distinguishedperformancereports.

At year-end, Toastmasters International calculates the number of goals the club met and recognizes those who earned Distinguished Club, Select Distinguished Club and President's Distinguished Club recognition, based on the number of goals achieved and the number of members it has.

To be eligible for recognition, clubs must be in good standing in accordance with ***Policy and Protocol***, Policy 2.0: Club and Membership Eligibility, 4. Good Standing of Clubs. Clubs must also have either 20 members or a net growth of at least five new members as of June 30. Transfer members do not count toward this total until their membership has been paid and is current in their new club.

Only members in good standing are eligible to earn education awards. See Policy 2.0, 5. Good Standing of Individual Members.

Distinguished Club Program Goals

EDUCATION

Traditional Education Program

1. Two Competent Communicator (CC) awards
2. Two more CC awards
3. One Advanced Communicator Bronze (ACB), Advanced Communicator Silver (ACS) or Advanced Communicator Gold (ACG) award
4. One more ACB, ACS or ACG award
5. One Competent Leader (CL), Advanced Leader Bronze (ALB), Advanced Leader Silver (ALS) or Distinguished Toastmaster (DTM) award
6. One more CL, ALB ALS or DTM award

Toastmasters Pathways Learning Experience

- P1. Four members complete Level 1
- P2. Two members complete Level 2
- P3. Two more members complete Level 2
- P4. Two members complete Level 3
- P5. One member completes Level 4
- P6. One member completes Level 5

MEMBERSHIP

7. Four new members
8. Four more new members

TRAINING

9. A minimum of four club officers trained during each of the two training periods*

ADMINISTRATION

10. On-time payment of membership dues accompanied by the names of eight members (at least three of whom must be renewing members) for one period and on-time submission of one club officer list*

*For important information about Goals 9 and 10, please see the *Distinguished Club Program and Club Success Plan* (Item 1111).

Clubs that accomplish five of the goals above are Distinguished Clubs. Clubs achieving seven of these goals are Select Distinguished and clubs achieving nine are President's Distinguished.

Distinguished Club Resources

Distinguished Club Program and Club Success Plan (Item 1111)

www.toastmasters.org/1111

Distinguished performance reports

www.toastmasters.org/distinguishedperformancereports

DEFINITION OF QUALITY CLUBS

A high-quality club encourages and celebrates member achievement, provides a supportive and fun environment and offers a professionally organized meeting with variety. In those clubs, officers are trained in all aspects of club quality to ensure that members have access to a formal mentoring program, are provided evaluations that help them grow and are motivated to achieve their goals.

QUALITY CLUB MEETINGS

Members join Toastmasters to become more effective communicators and leaders. They stay in Toastmasters because the club provides value and meets their individual needs. A quality club environment is the single most important factor in membership retention. Quality clubs provide the greatest opportunity for each member to develop communication and leadership skills.

Great club meetings make successful clubs. They are essential for building and maintaining membership. The secret to successful meetings is planning. Encourage clubs to plan and conduct meetings in which every member has a chance to learn, achieve and have fun!

Keys to Club Meeting Success			
Variety	Fun	Time Limits	Project Speeches
Variety is demonstrated in different types of meetings: theme, interclub and social meetings, meetings at members' homes and so on. The same format week after week can make meetings feel like a chore. Quality clubs have variety in Table Topics and meetings to keep them fresh and interesting. Update your club on news from Toastmasters International via the Toastmasters' official social media channels .	People join Toastmasters to "learn in moments of enjoyment," as founder Ralph C. Smedley stated. Quality clubs have fun meetings that fulfill education objectives. The atmosphere is exciting, enjoyable and inviting.	When time limits are enforced, it is amazing how much a club can pack into a single meeting without going a minute overtime. The best clubs start and end on time and follow a strict, fast-paced schedule. This builds enthusiasm and teaches valuable meeting management skills.	Quality clubs encourage members to give speeches and promote evaluations based on project objectives. Depending on the length and format of club meetings, a good goal to aim for is three speeches scheduled per meeting.

Quality Club Guidelines

- Club officers attend training provided by the district.
- Club officers fulfill their roles and responsibilities.
- Meetings are well planned, have good attendance, start on time, end on time, are varied and fun.
- New members are inducted during a formal ceremony.
- New members receive an orientation to the Toastmasters program, focused on what they want to achieve.
- Members are involved in every aspect of the club.
- Members actively participate in the education program.
- Guests are helped to feel welcome.
- Guests are given information about the benefits of Toastmasters and are asked to apply for membership.
- Member accomplishments are recognized.

TOASTMASTERS EDUCATION PROGRAM

The education program is the heart of every Toastmasters club. It provides members with a proven curriculum to develop communication and leadership skills one step at a time, with many opportunities for awards and recognition along the way.

The Pathways learning experience has now launched in every Toastmasters district. The transition period will end June 30, 2020. During the transition period, Toastmasters International will support Pathways and the traditional education program concurrently. It is important for you to be familiar with both programs in order to assist all members in your club — no matter which program they are working from.

TOASTMASTERS PATHWAYS LEARNING EXPERIENCE

Through Pathways you can develop your skills in many different areas: communication, leadership, management, strategic planning, service to others, public speaking and more. You have the opportunity to complete projects that range in topic from persuasive speaking to motivating others to creating a podcast to leading a group in difficult situations.

Each path is divided into five levels that build in complexity:

Level 1: Master the Fundamentals

Develop or enhance your understanding of the fundamentals needed to be a successful public speaker and evaluator. You'll focus on speech writing and basic speech delivery, as well as receiving, applying and delivering feedback.

Level 2: Learning Your Style

Develop an understanding of your personal styles and preferences. You'll have the opportunity to identify your leadership or communication styles and preferences. You will also be introduced to the basic structure of the Pathways Mentor Program.

Level 3: Increasing Knowledge

Begin increasing your knowledge of skills specific to your path. You'll complete one required project and at least two elective projects that address your goals and interests through a wide variety of topics.

Level 4: Building Skills

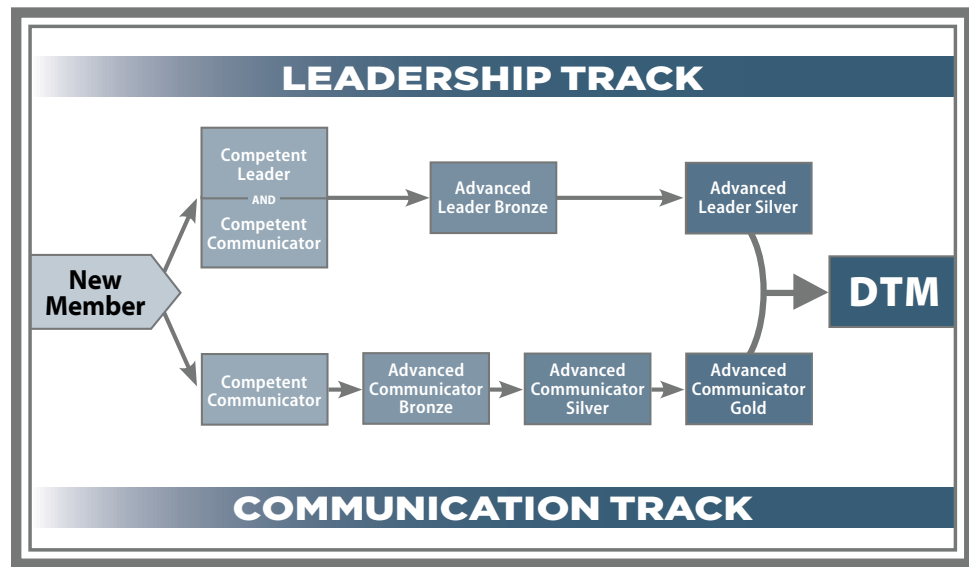
Build the skills you need to succeed on your path. You'll have the opportunity to explore new challenges and begin applying what you have learned. You'll complete one required project and at least one elective project.

Level 5: Demonstrating Expertise

In this final level, demonstrate your expertise in the skills you have learned. You'll have the opportunity to apply what you have learned at all levels to accomplish larger projects. You'll complete one required project, at least one elective project and the "Reflect on Your Path" project to bring closure to your path.

For more information about Pathways, visit www.toastmasters.org/pathways-overview.

TRADITIONAL EDUCATION PROGRAM



COMMUNICATION TRACK

Members who wish to focus on communication skills begin with *Competent Communication* (Item 225). The 10 speech projects in this manual help members develop speaking skills one step at a time. Members may progress to manuals in the *Advanced Communication Series* (Item 226Z) after they have completed *Competent Communication*.

COMMUNICATION TRACK AWARDS

2 Competent Communicator

Once members finish all of the projects in *Competent Communication* they are eligible to earn a Competent Communicator award. The vice president education helps members complete the **Competent Communicator Award Toastmasters International Application** (Item 1225), inside *Competent Communication* and submits it to World Headquarters at www.toastmasters.org/clubcentral. (Applications can also be emailed, faxed or mailed.)

Members then receive a certificate and first-time Competent Communicators may select two manuals from the *Advanced Communication Series* (Item 226Z) free of charge. If requested, Toastmasters International sends an email about the accomplishment to the Competent Communicator's employer.

Advanced Communicator Bronze

Competent Communicators who complete two manuals in the *Advanced Communication Series* are eligible for an Advanced Communicator Bronze certificate and, if requested, an email from Toastmasters International to their employers about their accomplishment.

Advanced Communicator Silver

Advanced Communicators Bronze who complete two manuals in the *Advanced Communication Series* and conduct two presentations from *The Better Speaker Series* (Item 269) and/or *The Successful Club Series* (Item 289) are eligible for an Advanced Communicator Silver certificate. If requested, Toastmasters International sends an email to their employers about their accomplishments.

Advanced Communicator Gold

In order to be eligible to receive the Advanced Communicator Gold award, Advanced Communicators Silver must carry out three tasks: 1) complete two manuals in the *Advanced Communication Series*, 2) conduct a seminar from the *Success Leadership Series*, the *Success Communication Series* or the *Youth Leadership Program* (Item 811) and 3) coach a new member with his or her first three speech projects.

Applicants are eligible for an Advanced Communicator Gold certificate and if they wish, an email about the accomplishment from Toastmasters International to their employers.

Communication Track Resources

Communication track award requirements	www.toastmasters.org/commtrack
Competent Communicator award application	www.toastmasters.org/1225
Advanced Communicator award application	www.toastmasters.org/1226
<i>Success Communication Series</i> and <i>Success Leadership Series</i>	www.toastmasters.org/shopeducation

ADVANCED COMMUNICATION SERIES MANUALS

After receiving the Competent Communicator award, a member may begin the *Advanced Communication Series*. The 15 manuals in this series, each containing five speech projects, offer practical experience in handling a variety of speaking situations. Manual descriptions and prices are available on the **online store**. Get commitment from Competent Communicators to earn Advanced Communicator Bronze awards within one year and get commitment from Advanced Communicators Bronze and Silver to earn the next award within one year.

LEADERSHIP TRACK

Members who wish to focus on leadership skills begin with *Competent Leadership* (Item 265). Members serve in club meeting roles and leadership roles to learn and develop such skills as planning, motivating and managing.

Clubs that have strong leaders have significantly higher member engagement and satisfaction. The leadership track not only helps members grow personally, it uplifts the club environment, increasing the quality of each meeting.

LEADERSHIP TRACK AWARDS

Competent Leader

Members who complete the 10 projects in *Competent Leadership* are eligible for a Competent Leader award. The vice president education helps members complete their **Competent Leader Award Application** (Item 1227) and submits them to Toastmasters International at www.toastmasters.org/clubcentral. (Applications can also be emailed, faxed or mailed.)

2

HIGH PERFORMANCE LEADERSHIP

High Performance Leadership features five projects offering instruction and practice in such vital leadership areas as developing a vision, goal-setting and planning, developing plans and strategies and teambuilding. It also gives members feedback on their leadership skills. The program may be completed within a member's Toastmasters club, area or district and even within his or her company or community. The member receives a certificate of completion.

Applicants receive a Competent Leader certificate and, if they wish, Toastmasters International sends a letter about the accomplishment to their employers.

Advanced Leader Bronze

Toastmasters who wish to earn the Advanced Leader Bronze award must accomplish the following.



Earning the Advanced Leader Bronze Award

- Earn a Competent Leader award
- Earn a Competent Communicator award
- Serve at least six months as a club officer (president, vice president education, vice president membership, vice president public relations, secretary, treasurer or sergeant at arms)
- Participate in the preparation of a **Club Success Plan** while serving in this office
- Participate in district-sponsored club officer training while serving in this office
- Conduct any two presentations from *The Successful Club Series* (Item 289) and/or *The Leadership Excellence Series* (Item 310)

Applicants receive an Advanced Leader Bronze certificate and, if they wish, Toastmasters International sends a letter about the accomplishment to their employers.

Advanced Leader Silver

Toastmasters who wish to earn the Advanced Leader Silver award must accomplish the following.

Earning the Advanced Leader Silver Award

- Earn an Advanced Leader Bronze award
- Serve a complete term as a district leader (district director, program quality director, club growth director, public relations manager, administration manager, finance manager, division director or area director)
- Complete *High Performance Leadership* (Item 262)
- Serve successfully as a club sponsor, mentor or coach

For Advanced Leader Silver credit, anyone assuming a district-level office after September 1 does not qualify as having served a full term.

Applicants receive an Advanced Leader Silver certificate and, if they wish, Toastmasters International sends a letter about the accomplishment to their employers.

Leadership Track Resources

Leadership track	www.toastmasters.org/leadtrack
Competent Leader award application	www.toastmasters.org/1227
Advanced Leader award and Distinguished Toastmaster award application	www.toastmasters.org/1228

DISTINGUISHED TOASTMASTER

The Distinguished Toastmaster award is the highest education award Toastmasters International bestows and it recognizes both communication and leadership skills. To be eligible for the Distinguished Toastmaster award under the traditional education program, a member must have achieved both an Advanced Communicator Gold and an Advanced Leader Silver.

To be eligible for the Distinguished Toastmaster award under the Pathways learning experience, members must complete two complete paths, serve as a club officer for 12 months, serve a complete one-year term as a district officer, serve successfully as a club mentor or coach, serve successfully as a club sponsor or conduct a Speechcraft or Youth Leadership program and complete the Distinguished Toastmaster project.

Distinguished Toastmasters receive a plaque and are mentioned on the Toastmasters website at www.toastmasters.org/dtm. If applicants wish, Toastmasters International sends a letter to their employers about their achievement.

EARNING MULTIPLE EDUCATION AWARDS

Each time a Toastmaster wishes to complete the series of advanced communication awards (Advanced Communicator Bronze, Silver and Gold), he or she must complete two different manuals in the **Advanced Communication Series** (Item 226Z) for each award. This means that each time a member earns an Advanced Communicator Gold award, he or she must have completed six different manuals in the **Advanced Communication Series**—two for the Advanced Communicator Bronze Award, two for Silver and two for Gold.

Each time a Toastmaster wishes to earn a second of the same award on the communication track, he or she may repeat the the manuals used for a previously earned award. For example, if a member completed *The Entertaining Speaker* (Item 226A) and *Speaking to Inform* (Item 226B) for her first Advanced Communicator Silver award, she may repeat these manuals for credit towards a second Advanced Communicator Silver. A member cannot repeat any **Advanced Communication Series** manuals while working toward a single award (Advanced Communicator Bronze, Silver or Gold award). So, for example, the member may not complete *The Entertaining Speaker* twice for the same Advanced Communicator Bronze award.

2 SUBMITTING EDUCATION AWARD APPLICATIONS

It is the responsibility of the vice president education to submit education award applications to World Headquarters. When a member has fulfilled the requirements for an award, meet with him or her right away and help fill out the appropriate award application.

Current club officers can submit award applications online through the Toastmasters International website www.toastmasters.org/clubcentral. (Applications can also be emailed, faxed or mailed.) Applications are included in each advanced manual and online at www.toastmasters.org/commtrack and www.toastmasters.org/leadtrack.

All requirements must be fulfilled before the applicant is eligible for the award. No exceptions can be made.

Base Camp

When a member has completed all required projects and speeches within a level, they will submit a level completion request through Base Camp. The Base Camp manager approving the request should verify that the member met all requirements for the level. This may mean verifying that the member presented speeches in another club.

Once the level completion request is approved on Base Camp, the vice president education will need to submit the award on Club Central.

For more information, review *The Navigator*, available on our website under the Pathways tab.

2 Award Requirements

- An applicant must be a paid member at the time the application is received by World Headquarters. A paid member is one whose membership dues payments have been received by World Headquarters for the current dues period.
- The vice president education must sign all award applications. If the vice president education is unavailable or if the application is for the vice president education, another current club officer may sign it.

Be aware that it is your responsibility as the sender to ensure the successful transmission of any document. Toastmasters International is not responsible for any illegible or incomplete documents it receives, for fax machine malfunctions or failures or for busy signals.

Distinguished Club Program credit for awards can be given only to one club of which the award recipient is a member in good standing.

Education Program Resources

Education program	www.toastmasters.org/education
Submitting member award applications	www.toastmasters.org/clubcentral
Member Achievement Record (Item 1328)	www.toastmasters.org/1328
Education program FAQs	www.toastmasters.org/edfaq
Pathways learning experience	www.toastmasters.org/pathways-overview

CLUB FINANCE

BUDGET

The club executive committee develops a budget each year.

Typical Club Expenses

- Club newsletter
- Web server
- Trophies, ribbons and certificates
- Administrative supplies
- Promotional material
- Educational material
- Speech contest material
- Postage

See *Policy and Protocol*, Protocol 8.2: Fundraising, for information about acceptable and unacceptable fundraising activities.

CLUB BANK ACCOUNT

Club funds should never be mingled with an individual's funds.

For U.S. clubs only: Whether your club has an existing bank account or needs to open one, you must use the club's unique Employer Identification Number (EIN). Each club's EIN is available on the Toastmasters website in **Club Central** on the Club Demographics page.

Before you can issue checks from a club account, the bank must have a signature card signed by the treasurer and president of the club. Ask your bank for the proper form and return it to the bank by **July 1** (and **January 1** for clubs electing semiannually).

Advise the bank that Toastmasters International is a nonprofit, tax-exempt organization and that your club is organized as a 501C3 non-profit unincorporated association. Some banks waive fees for such entities.

If your club needs assistance opening a bank account, email irsquestions@toastmasters.org.

MANAGE AND AUDIT CLUB FUNDS

INSTRUCTIONS FOR MANAGING AND AUDITING CLUB FUNDS

Review the *Club Constitution for Clubs of Toastmasters International*, club policies and current budget to obtain a general understanding of the club's operations and how club funds should be used.

Confirm that the authorized signers on the club's bank account are current club officers. For U.S. clubs, confirm with a current club officer that the club has an EIN.

Bank Statements, Invoices and Checks

Review bank statements, paid invoices, cancelled checks and the club checkbook reconciliations.

Confirm that all checks are accounted for and note which, if any, are outstanding.

TYPICAL CLUB REVENUE

- Club dues and fees
- Donations
- Fundraising

1 6

1 6

6

THE AUDIT COMMITTEE

About one month before the club president's office term ends, he or she appoints a committee of three members (excluding the treasurer) to audit the club's finances. This committee reports its findings to the club and includes it in the club's permanent records.

Verify that the bank statements and checkbook have been reconciled monthly.

Note any unusual entries in the checkbook or any unusual cancelled checks and follow up with the treasurer.

Verify that the monthly financial statements prepared by the treasurer accurately reflect the club's financial status at the times they were prepared.

Club Income

Review items and descriptions in the cash receipts and disbursements journal and checkbook for entries concerning incoming funds, such as dues and any other income the club may have.

Randomly select a few of these items and verify that the proper funds were received and documentation was filed. For example, if 23 members paid membership dues to the club, confirm that the amounts received were correct and that the amount paid by each of the 23 members is indicated to Toastmasters International. Likewise, compare the amounts on the Membership Applications sent to Toastmasters International to the checks received from the members and the account statements received from World Headquarters and confirm that the amounts match.

6 Club Expenses

Review items and descriptions in the cash receipts and disbursements journal and checkbook for entries concerning expenses. Determine if any expenses appear out of the ordinary and follow up with the treasurer.

Randomly select a few expense items and verify that each expense has proper approval, a valid receipt and was incurred during the proper time period. Verify that the check amount matches the receipt(s) total. If there is no receipt, be sure there is a written explanation for the lack of receipt.

1 Assets

If your club has assets, such as a lectern, banner, stationery, mailing supplies, timing device, trophies and education materials, compare the asset list to the actual items. If you cannot account for an item, discuss it with the club president.

1 6 Report

Follow up with the treasurer if you have questions about any documentation. Bring any unresolved questions or concerns about improper activity to the club president.

Prepare a final written audit report and present it to the club.

LIABILITY INSURANCE

Toastmasters International is globally covered by liability insurance for injury occurring within qualified Toastmasters meetings and occasions. Visit www.toastmasters.org/liabilityinsurance to get the information to include with your insurance certificate request. In the event that a venue informs your club that they need to be named as a certificate holder for a specific Toastmasters meeting or occasion, contact tmininsurance@toastmasters.org for a tailored certificate within one to three business days.

Club Finance Resources

Financial information for
club business

www.toastmasters.org/financialresources

Tax questions

irsquestions@toastmasters.org

Other finance questions

financequestions@toastmasters.org

CLUB EVENTS

CLUB OFFICER ELECTIONS

Every club needs leaders who can move the club forward and work with and motivate others. One of your duties as a club officer is to identify members with leadership potential and encourage them to serve.

Hold elections at the first meeting in May, with new officers taking office July 1. In clubs that elect officers semiannually, also hold elections at the first meeting in November, with new officers taking office January 1.

CLUB CONSTITUTION FOR CLUBS OF TOASTMASTERS INTERNATIONAL

Article VI: Officers, Section 5

Nominations for club officers shall be made by a club nominating committee appointed by the club president at least two (2) weeks prior to the election. This committee shall consist of three (3) active individual members, when practicable. This committee shall present its report at the regular business meeting immediately preceding the business meeting at which the election is to take place, and shall present only the names of active individual members who have consented to serve if elected. Further nominations may be made from the floor at the time of the election by any active individual member. All elections shall be by secret ballot, unless a secret ballot is dispensed with by unanimous vote, with a majority vote of all active individual members present and voting necessary to elect each officer. The chair of the club nominating committee shall be the immediate past club president, unless the best interests of the club require otherwise.



NOMINATION

At least two weeks before elections, appoint a nominating committee. Any current paid member of the club is eligible to run for office, and members may run for more than one office. Offices to be filled are president, vice president education, vice president membership, vice president public relations, secretary, treasurer (or secretary-treasurer) and sergeant at arms.

All positions should be filled if possible. However, a club must have a minimum of three officers: the president, a vice president and the secretary or secretary-treasurer, and each of these offices must be held by a different person.

The nominating committee may consider members in good standing who have announced their desire to serve in office. It may also seek out qualified candidates. A member may only be placed on the nominating committee's report if he or she has consented to the nomination. The committee's report is presented at the club meeting prior to the election. Additional nominations may be made from the floor.

If the nominating committee fails to provide its report to the club at the meeting prior to the election, then the report is invalid and not binding and all candidates must run from the floor at the meeting during which the election takes place.

THE NOMINATING COMMITTEE

The nominating committee selects candidates for each of the club offices. The club president appoints a nominating committee of three members in good standing—one of whom being the immediate past president as the chair—at least two weeks before club elections.

THE ELECTION PROCESS

Before beginning the election process, briefly explain the major responsibilities of each office. Then explain the election process and proceed with elections:

The Election Process

1 5

1. Accept nominations for the office of president.
2. Ask for seconding speeches. Any member may stand to second the nomination and give a short speech (usually two minutes) on the qualifications of the nominee. Seconding speeches are given in alphabetical order by candidates' last names.
3. Ask the nominee if they would accept the position if elected. Allow the nominee two minutes to speak on their own behalf.
4. Ask for additional nominations for the office of president. If others are nominated, repeat steps 2, 3 and 4 for each nominee.
5. Entertain a motion to close the nominations for the office of president. This requires a second and a vote.
6. Instruct all members to cast their ballots.
7. Ask two people to tally the votes.
8. Announce the winner.

Repeat these steps for each office. When elections are finished, introduce the newly elected executive committee to the club.

ELECTION FREQUENCY

1

The *Club Constitution for Clubs of Toastmasters International* states that clubs meeting weekly may elect officers annually or semiannually. Clubs that meet less frequently than weekly must elect officers annually. Annual terms of office must run from July 1 through June 30; semiannual terms run from July 1 through December 31 and January 1 through June 30.

Club presidents elected for a term of one year may not be re-elected for a successive term. Club presidents elected for a term of a half-year may be re-elected for one successive term of a half-year.

VACANCIES

1

Any vacancy in office, except for the immediate past club president, must be filled by a special election held at the next meeting following the announcement of the vacancy.

CLUB OFFICER INSTALLATION

After new officers are elected, the outgoing club president arranges an installation ceremony. The entire ceremony takes about 12 to 15 minutes and is done toward the end of the meeting. Installations can be conducted during a regular club meeting or during a special event.

Installation Materials

- **Club Officer Pin Set** (Item 5801Z)
- **Gavel** (Item 375)
- **Club President Award** (Item 1990)
- **Club Leadership Handbook** (Item 1310)
- For tokens of appreciation to present to your outgoing officers, visit www.toastmasters.org/gifts

CLUB OFFICER INSTALLATION SCRIPT

Whoever conducts the ceremony (the installing officer) may use the following script or create one.

First, the installing officer asks the outgoing club officers to stand, thanks them for their work and relieves them of their responsibilities by saying, “You are discharged from all further duties and responsibilities as officers of Club [insert club name here].”

Next, the installing officer calls the incoming officers forward and asks that they stand, in the following order, to the right of the lectern: sergeant at arms, treasurer, secretary, vice president public relations, vice president membership, vice president education and president.

The installing officer charges the incoming officers with their new duties by saying, “I am here to install the officers of Club [insert club name here] and to prepare them for the challenges that lie ahead. Their collective challenge is to make this club strong, dedicated to helping people from all walks of life to speak in an effective manner, listen with sensitivity and think creatively.

I will ask each officer to hold the gavel as a symbol of leadership as I briefly describe the challenges he or she must meet and the responsibilities he or she must fulfill.”

The installing officer introduces the sergeant at arms, giving a brief description of the goals and responsibilities of the office. Then the installing officer gives the gavel to the sergeant at arms as a symbol of this charge and concludes by saying, “Will you perform these duties to the best of your ability?”

The installing officer asks the sergeant at arms to pass the gavel to the next person and repeats this procedure for the treasurer, secretary, vice president public relations, vice president membership and vice president education. The incoming president is installed last with the following special presentation:

- 2 “Toastmaster [insert incoming president’s name here], having been elected the president of Club [insert club name here], you are its chief executive officer and are expected to preside at all club meetings and at all regular and special meetings of your executive committee.

It is your challenge to see that this club enables its members to achieve their educational goals. It's also your challenge to see that your club helps the area, division, district and Toastmasters International to meet their goals. Please accept the gavel as a symbol of your leadership and dedication to office.

The gavel is a symbol of the power and authority given to you by the membership of this club. Use it wisely and with restraint. You are a member of your team as well as a leader. A team is more than a collection of people. It's an emotional force rooted in the feelings, thoughts and actions of all members with the common goal of achievement, sharing and mutual support. Work with your team members to create a healthy, dynamic club, a club of which everyone is proud.

Will you, as president, accept this challenge and perform your duties to the best of your abilities?"

The incoming club president responds, "I will."

The installing officer says, "It is now my pleasure to declare these Toastmasters installed into the offices to which they have been elected."

Then, addressing the club collectively, the installing officer continues, "Will everyone please stand? The growth and development of the Toastmasters program in Club **[insert club name here]** depends largely upon the actions of this group. On your honor, as members of Toastmasters, do you pledge to individually and collectively stand by this club, live with it and work with it throughout the coming year?"

The club members reply, "We will."

The installing officer says, "Will the newly installed club president and immediate past president please join me at the lectern. **[Insert immediate past president's name here]**, as immediate past president of Club **[insert club name here]**, will you offer the president's pin to **[insert incoming president's name here]** as a symbol of **[his/her]** dedication and service? And **[insert incoming president's name here]**, as president of Club **[insert club name here]**, will you offer the past president's pin to **[insert immediate past president's name here]** for **[his/her]** dedication and service?" The immediate past president and incoming president each pin the other officer.

The installing officer and immediate past president leave the lectern. The new president takes charge of the meeting. At this time, the new president presents the **Club President Award** (Item 1990) to the outgoing president. The new president then gives a three-minute speech, outlining the goals for his or her term.

CLUB SPEECH CONTESTS

Each year, every Toastmasters club has the opportunity to participate in official speech contests. Contests begin at the club level and winners of the club contest proceed to the area, division and district levels. Districts must conduct the International Speech Contest and may conduct up to three additional official speech contests each year. As part of the International Speech Contest, winners at the district level proceed to region quarterfinals and then the semifinals at the International Convention. Winners of the semifinal round then proceed to the World Championship of Public Speaking, also held at the International Convention.

For some members, participation in speech contests is the highlight of their Toastmasters experience. Others are content with their club activities, and participation in speech contests is not as important as the achievement of their education goals. As a club officer, you must balance the needs of both groups and plan speech contests accordingly.

THE ROLE OF THE VICE PRESIDENT EDUCATION

- 2 The vice president education plays a key role in the club speech contest.

The Vice President Education's Role in Club Speech Contests

- Contacts the district to learn which speech contests the club is scheduled to be involved in this year
- Communicates the dates of the area, division and district speech contests to the club and schedules the club speech contests accordingly
- Asks for volunteers to serve as contest chair and chief judge
- Serves as the club's expert on the entire contents of the *Speech Contest Rulebook* (Item 1171)
- Ensures the **Notification of Contest Winner** form (Item 1182) is forwarded to the area contest chair

OTHER LEADERSHIP OPPORTUNITIES

- 2 Though the vice president education is responsible for oversight of the club's speech contests, there are other leadership opportunities members may take advantage of.

Contest Chair

Perhaps the most important of these is the role of contest chair. For a complete description of the role of the contest chair, see the *Speech Contest Rulebook* (Item 1171). A vice president education may take on the role of contest chair, but this is not required. In fact, if another qualified member wants to be contest chair, this frees the vice president education to manage the club's speech contest from a more strategic vantage point.

Helping to Organize a Speech Contest

Using planning and delegation skills, the vice president education can enlist support in organizing a good speech contest and also help members achieve their educational goals.

MEMBER ELIGIBILITY

It is the role of the contest chair to verify that every contestant in the club speech contest is eligible to compete, per the *Speech Contest Rulebook* (Item 1171). The rulebook lists a number of reasons why contestants may not be eligible, but the most frequent eligibility issue that arises for club contests is non-payment of membership dues to Toastmasters International. In short, if a member is not a paid member when the club contest takes place, then that member is ineligible to compete at any level of the speech contest in question—even if the member later pays membership dues and regains good standing.

Though it's the primary responsibility of the contest chair to verify eligibility, the vice president education can assist by sharing his or her knowledge of the speech contest eligibility rules and ensuring that the club follows them. Failure to do so may lead to disappointment later in the contest cycle, when successful contestants learn that they must step down due to ineligibility at the club level.

Each contestant should complete and sign the **Speaker's Certification of Eligibility and Originality** (Item 1183) prior to each contest in which they compete.

Speech Contest Resources

<i>Speech Contest Rulebook</i> (Item 1171)	www.toastmasters.org/1171
Speech contests page	www.toastmasters.org/speechcontests
Speech contest FAQs	www.toastmasters.org/speechcontestfaq
Speech contest kits	www.toastmasters.org/speechcontestkits
Eligibility Assistant	www.toastmasters.org/Leadership-Central/Eligibility-Assistant



CLUB STATUS GUIDE

Refer to the table below in determining how a club's status affects different features and areas of the Toastmasters program. Please contact Club and Member Support at +1 720-439-5050 or membership@toastmasters.org with any questions.

	Prospect	Active	Low	Ineligible	Suspended
Base Camp access		✓	✓	✓	
Club Central access		✓	✓	✓	
Can hold club meetings	✓	✓	✓	✓	
Can compete in speech contests		✓			
Can vote at district business meetings		✓			
Can vote at the Annual Business Meeting		✓			
Can participate in Distinguished Club Program		✓			

Prospect	Club is in the process of chartering.
Active	Eight or more members are paid for the current renewal period — at least three of whom are renewing members.
Low	Paid member count is fewer than eight.
Ineligible	Paid member count does not include three renewing members.
Suspended	Club has been low or ineligible for one full renewal period and must now be reinstated to prevent permanent closure.

INDEX

A

Addendum of Standard Club Options 11
Advanced Communicator Bronze 48
Advanced Communicator Gold 49
Advanced Communicator Silver 49
Advanced Leader Bronze 50
Advanced Leader Silver 50
After Club Meetings 29, 41
Area 14
Area Council 15
Area Council Meetings 15
Area Visits to the Club 14
Assets 54
Assist Guests 29
Assist with Education Awards 26

B

Bank Statements, Invoices, and Checks 53
Before Club Meetings 23, 26, 29, 32, 33, 36, 38, 41
Budget 53

C

Club 14
Club Bank Account 53
Club Central 8, 11, 38
Club Constitution for Clubs of Toastmasters
 International 11, 24
Club Executive Committee 11
Club Expenses 54
Club Finance 53
Club Income 54
Club Leadership Roles 22
Club-level Leadership Roles 9
Club Meetings 14
Club Officer Installation 57
Club Officer Installation Script 58
Club Timeline 18
The Club Within District Structure 14
Collect Membership Dues Payments 38
Common Scenarios Presidents Face 24
Common Scenarios Secretaries Face 36
Common Scenarios Sergeants at Arms Face 42
Common Scenarios Treasurers Face 39
Common Scenarios Vice Presidents Education Face 27
Common Scenarios Vice Presidents Membership Face 30

Common Scenarios Vice Presidents Public Relations
 Face 33
Communication Track 48
Communication Track Awards 48
Competent Communicator 48
Competent Leader 49
Conduct Membership Contests 29
Contest Chair 60
Coordinate Club Meetings 41
Coordinate Club Schedule 25

D

DCP Requirements 43
Definition of Quality Clubs 45
The Distinguished Club Program 43
Distinguished Toastmaster 51
District 16
District Council 17
District Council Meetings 17
District Executive Committee 16
Division 16
Division Council Meetings 16
During Club Meetings 23, 27, 33, 38, 41

E

Earn Distinguished Club Recognition 22
Earning Multiple Education Awards 51
Election Frequency 57
The Election Process 57

F

Facebook 31

G

Governance 11
Governing Documents 11

H

Helping to Organize a Speech Contest 60

I

Instructions for Managing and Auditing Club Reports 53
Introduction 7

K

Keep Club Website Current 32

L

Lead and Guide 23
Leadership Track 49
Leadership Track Awards 49
Liability Insurance 54
LinkedIn 31

M

Maintain Files 35
Manage and Audit Club Funds 53
Manage Mentor Program 26
Meetup 32
Member Eligibility 61

N

Nomination 56

O

Other Leadership Opportunities 60
Outside Club Meetings 24, 39
Oversee Accounts 37

P

Pay Bills 38
Plan Speech Contests 26
President 22
President Checklist 23
President Responsibilities 22
Preside over Meetings 22
Process Membership Applications 29
Publicize the Club 31

R

Recruit New Members 28
Report 54
Report New Officers 35
The Role of the Vice President Education 60

S

Safeguard the Toastmasters Brand, Trademarks, and Copyrights 32
Secretary 34
Secretary Checklist 36
Secretary Responsibilities 34
Sergeant at Arms 40
Sergeant at Arms Checklist 41
Sergeant at Arms Responsibilities 40
Submitting Education Award Applications 52
Summary of Responsibilities 23, 26, 29, 32, 36, 38, 41

T

Take Notes 34
Tend to Club Property 40
Toastmasters Education Program 47
Treasurer 37
Treasurer Checklist 38
Treasurer Responsibilities 37
Twitter 31

U

Upon Arrival at Club Meetings 23, 26, 29, 36, 41

V

Vacancies 57
Vice President Education 25
Vice President Education Checklist 26
Vice President Education Responsibilities 25
Vice President Membership 28
Vice President Membership Checklist 29
Vice President Membership Responsibilities 28
Vice President Public Relations 30
Vice President Public Relations Responsibilities 31

Y

YouTube 31

NOTES

NOTES



www.toastmasters.org